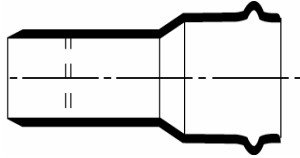


DWV PIPE & FITTINGS - RUBBER RING JOINT (RRJ)

DWV PIPE (RRJ)

Manufactured to AS/NZS 1260



PRODUCT CODE	NOMINAL SIZE (MM)	REVISED CLASS	LENGTH (M)	CRATE QTY	MINIMUM PACK QTY
--------------	-------------------	---------------	------------	-----------	------------------

DWV (SEWER) PIPE

19540	150	SN 4	6	26	1
19610	150	SN 8	3	28	1
19680	225	SN 8	3	12	1
19730	300	SN 8	3	6	1
19530	100	SN 10	6		1

DWV (SEWER) PIPE [SHORT PIPES - SANDED]

50835	100	SN 8	SOCKET		1
50865	100	SN 8	SPIGOT		1
50942	150	SN 8	SOCKET		1
50949	150	SN 8	SPIGOT		1
51524	225	SN 8	SOCKET		1
51544	225	SN 8	SPIGOT		1
52244	300	SN 8	SOCKET		1

PLEASE NOTE

THE STANDARD FOR AS/NZS 1260:2002 - PVC PIPES AND FITTINGS FOR DWV APPLICATIONS INCLUDES 'STIFFNESS' AS THE NEW PIPE CLASSIFICATION FOR PIPES 100 AND ABOVE.

SN = STIFFNESS, A MEASURE OF ABILITY FOR THE PIPE TO WITHSTAND LATERAL DEFLECTION, 'SQUASHING'.

SN 4 = 4000 N|m|m

SN 6 = 6000 N|m|m

SN 8 = 8000 N|m|m

THE AS/NZS 1260 FOR PIPE SIZES 32 TO 80 INCLUSIVE NOW SPECIFIES PIPES SIMPLY IN TERMS OF DIMENSIONS AND MATERIAL.

DWV FITTINGS (RRJ)

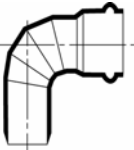
Manufactured to AS/NZS 1260

PRODUCT CODE	NOMINAL SIZE (MM)	DEGREE	CARTON QTY	MINIMUM PACK QTY
--------------	-------------------	--------	------------	------------------



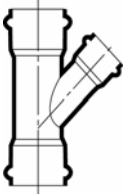
SEWER BENDS F & F

50030	100	45	F & F	12	1
50320	150	45	F & F		1
50330	150	88	F & F		1



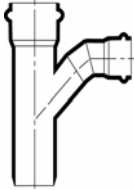
SEWER BENDS M & F

50080	100	45	M & F	12	1
50090	100	60	M & F	10	1
50360	150	45	M & F		1



SEWER JUNCTIONS F & F

50100	100	45	F & F	6	1
50400	150	45	F & F	6	1
50470	150	90	F & F		1
50380	150 x 100	45	F & F		1
51060	225 x 100	45	F & F		1
51080	225 x 150	45	F & F		1



SEWER JUNCTIONS M & F

50430	150	45	M & F		1
50500	150	90	M & F	4	1

SEWER SLIP COUPLINGS



50220	100		F & F	25	5
50520	150		F & F	15	1
51430	225		F & F	3	1
52150	300		F & F		1

DWV FITTINGS (RRJ)

Manufactured to AS/NZS 1260

PRODUCT CODE	NOMINAL SIZE (MM)	DEGREE	CARTON QTY	MINIMUM PACK QTY
--------------	-------------------	--------	------------	------------------

SEWER VERTICAL BACKDROP ASSEMBLY

47520	100		5	1
47590	150			1

THREADED ACCESS CAPS

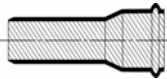


46430	100		40	10
47270	150		40	1

SEWER LEVEL INVERT TAPER

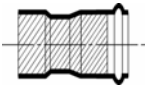
50210	150 x 100		9	1
-------	-----------	--	---	---

SANDED MANHOLE COUPLINGS



50830	100		M & F	20	1
50945	150		M & F	9	1
51530	225		M & F	2	1
52250	300		M & F		1

SANDED COMBINATION M/H COUPLINGS - SCJ TO RRJ

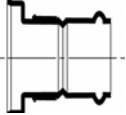


50852	100		F & F	20	1
50947	150		F & F	9	1
51535	225		F & F		1

DWV FITTINGS (RRJ)

Manufactured to AS/NZS 1260

PRODUCT CODE	NOMINAL SIZE (MM)	DESCRIPTION	CARTON QTY	MINIMUM PACK QTY
--------------	-------------------	-------------	------------	------------------



SEWER ADAPTORS

46630	100	VC TO PVC ADAPTOR	20	10
47350	150	VC TO PVC ADAPTOR	10	1

SEWER VC - PVC BUSH

46640	100		20	10
47370	150		4	1